



LUDUS
A COMPLETE SCHOOL SOLUTION

SCHOOL MANAGEMENT SYSTEM



Admission



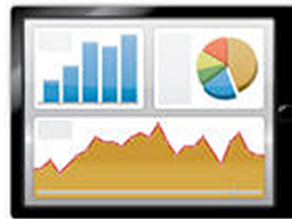
Students



Examination



Attendance



Dashboard



Question Bank



Staff



Timetable



Fee, Finance



Library



LUDUS
A COMPLETE SCHOOL SOLUTION

MAIN FEATURES



Admission



Students



Fees



Library



Academic Master
Settings



Finance



Examination



Parent portal



Dash Board



Messaging



Question Bank



Time Table



LUDUS
A COMPLETE SCHOOL SOLUTION

KEY FEATURES

Admission

- Application Form
- Application Approval
- Eligible Candidates
- Interview Schedule
- Interview Candidate
- Selected Students
- Finalization of Admission

Students

- My Info
- Medical Info
- Search Student
- Field wise Search and Edit
- Stream Selection Approval
- Time Table
- Promotion of Student
- Division Allotment
- Alumni List
- Attendance Entry
- Edit Attendance
- Re- Admission
- Attendance not taken
- Block Students
- Unblock Students
- Assign Activities

Fees

- Fee Basic Settings
- Fee Heads Assign Term Wise
- Assign Fee Amount
- Assign Fee Discount
- Fee Collection
- Student Discount Assign
- Fee Collection Report
- Fee Defaulters List
- Update Receipt Nos.
- Fee Cancellation

Library

- Basic Settings
- Book creation
- Book Search
- Book Issue/Return
- Guest Registration

Master Settings

- Basic Settings
- Manage Circular
- Academic Settings
- Teachers Allocation
- Subject Allocation
- Employee Profile Edit
- Calendar
- Messaging System
- Post Remarks/ Observation
- Upload assignments
- Upload Syllabus
- Upload Date Sheet

Reports

- Admission List
- Class Wise List
- Entire Class List
- Class Wise Attendance List
- Fee Detailed List
- Fee Cancellation List
- Employee List
- Consolidated Mark Sheet
- Leave Apply List
- Progress Report
- Progress Report- Co Scho
- Co-Scho Mark List
- Print TC/LC

Finance

- Finance Master Settings
- Journal Creation
- Journal Update
- Journal Approve
- Journal Re-Print
- Journal Display
- Chart of Accounts
- Journal Register
- Trial Balance
- Balance Sheet
- Revenue And Expenditure
- General Ledger



LUDUS
A COMPLETE SCHOOL SOLUTION

KEY FEATURES

EXAMINATION

- Basic Settings
- Assignment and Grade Settings
- Class Assignment Settings
- Mark Entry
- Assignment Open/Close
- Recheck- Mark Entry
- Report Card Remarks
- Term Assignment

QUESTION PAPER

- Question Paper Settings
- Create Qns and Ans
- Recheck Qns and Ans
- Qns Paper Images Manage
- Qns Paper Blue Print
- Qns Paper Print

ADMISSION



The very first step in the beginning of a scholastic year is the ever tedious admission process. Applicants rush to prospective academic institutions and waste their precious time waiting in serpentine queues that get longer every minute. LUDUS, on the other hand, makes the admission process relatively easy with its inbuilt attractive features. This user friendly module provides a comprehensive solution to the admission process required while admitting a student into the school.

The ONLINE APPLICATION helps a student to submit an application form via the internet, thereby effectively discarding the process of waiting in long queues. A student can apply to your school using either a computer or a smart phone. LUDUS captures enrollment details, personal details of the applicants and their parents, address and emergency contact details, medical details, previous academic details and the details of one's siblings. Besides, the applicant will instantly receive an email containing the application ID number for any further reference. This saves the school a lot of time and cuts down on costs.

The applicant can ascertain the status of his/her application through the APPLICATION APPROVAL system. This functions by dispatching an e-mail on the applicant's status.

Additionally, applicants or their parents need not come in person to the school as LUDUS will display their admission status online. All one needs to do is check the ELIGIBLE CANDIDATE list. This page displays the names of all the applicants who are approved by the institution.



LUDUS
A COMPLETE SCHOOL SOLUTION

The INTERVIEW SCHEDULE module will generate an e-mail stating the date and time of the interview for candidates who have been selected

Not only will LUDUS provide the interview schedule, it will also assign a time slot to each candidate for his/her interview. This is done by the INTERVIEW CANDIDATE LIST option that LUDUS provides. This option helps to keep specific time slots for each candidate which in turn will circumvent any confusion that may arise while scheduling interviews.

LUDUS will provide a list of all the candidates who have passed the interview at the click of the SELECTED STUDENTS LIST icon

The final step of the admission process lies in the FINALIZATION OF ADMISSION procedure. An e-mail containing the student ID and a temporary password is sent to all selected candidates. The students can now log into LUDUS and create an account. This will, thereafter, help the student enjoy all the benefits LUDUS is certain to offer.

STUDENTS



LUDUS provides this module so that a student can experience all the functionalities provided by this system. LUDUS puts together various essentials of a student's education throughout their schooling years. It is handled through a simple and easy to use interface screen.

The need to check student's calendar or files for basic information will become obsolete. One click and all the basic details of a student will appear on screen through the STUDENT ID functionality that LUDUS provides.

LUDUS provides MEDICAL INFO which can save information on the reason as well as the time a student enters and exits the school clinic. Even better, the parent will also receive a notification if their ward is in the clinic.

The student profile once saved can be edited using the VIEW AND EDIT PROFILE that LUDUS offers.

For students of classes 10th, LUDUS offers STREAM SELECTION- an option to select a stream for higher studies. This can be done online and an e-mail containing approval will reach the parent.

Class wise time tables are put up in the TIME TABLE option.

LUDUS offers PROMOTION- a screen that handles the promotion of a student from the current level to the next level or to keep the student in the same class or even de-promote the student one level-to a lower class.

Likewise, the division can also be allotted using the DIVISION ALLOTMENT option.

The other attractive features that LUDUS offers in this module are the ALUMNI LIST which keeps track of the alumni students who can also rejoin the school using the RE-ADMISSION PROCESS. This process eases re-admission because LUDUS is capable of recording all past history and details of the students.

Has one's child reached school? LUDUS alerts parents of absentee students through the ATTENDANCE ENTRY facility offered. The Attendance of each student can be viewed at the speed of a click.

Also, a student can be blocked from accessing the parent portal by using the BLOCK STUDENT facility.

FEES



Students Fees

LUDUS is a robust application system that is capable of handling and storing all financial dealings done by your institution. It has a comprehensive Fee management system which covers all the functional area of the Fee system.

Build your fee structure once and experience seamless fee collections, automated email recipients and payment reminders. This tool also generates a complete summary of payable fees and collected amount.

You can display the various fees of a scholastic year using the FEE BASIC SETTINGS.

There are various others options like FEE TERM and FEE AMOUNT CLASS WISE that are exclusively provided by LUDUS to make the fee dealings transparent and crystal clear to all.

FEE DISCOUNT SETUP option can be configured so as to allow for all possible types of discounts. Discount must be assigned to the Student before paying the fees for which the Student is entitled. This discount assignment is done by the management through the STUDENT DISCOUNT ASSIGN option.

LUDUS makes the collection of fees, and negates the requirement of paper billing with its attractive FEE COLLECTION setup.

LIBRARY



School library management is a labor-intensive and time consuming activity. A simple and easy to use library system is the most essential part of any educational institution. And this is what LUDUS is aiming to offer in yet another attractive LIBRARY module.

This module is designed with a librarian's needs in mind and comes with practical settings like setup department, book type, book category, language, author, publisher, distributor, entry type and book limits. This helps the librarian to effectively reserve books, catalogue books and makes records of issued, re-issued and returned books.

The BASIC SETTINGS of this module assists in the creation of folders that categorize books based on their content. The books are further categorized and organized based on the author, publisher and distributor.

LUDUS identifies every book in the library and assigns a specific account number to each. The BOOKCREATION module facilitates this categorization.

Long gone are days of manually searching a book. Students can easily search for books, reserve them or cancel the reservation using the BOOK SEARCH module.

The BOOK ISSUE/ RETURN transaction function will track the issue and return of books from the library.

LUDUS requires the creation of an identity password for access / transact in the Library module. This is to streamline the effective management of library resources. However, a GUEST REGISTRATION option is available for the convenience of any visitor who wishes to utilize the facilities of the library.

ACADEMIC-MASTER SETTING



This module focuses on managing the employees of the institution, and other facilities that are indigenous to an educational institution. An overview of the system is as follows:

BASIC SETTINGS focuses on the employee and manages all his/her background details and information.

Creation, circulation and deletion of circulars are possible through the MANAGE CIRCULAR module.

ACADEMIC SETTINGS are pivoted around the management of details related to the academic year.

The creation of standards and divisions are possible through the MANAGE STANDARD and MANAGE DIVISION modules respectively.

The MANAGE SUBJECT module allows for the creation and subsequent organization of a large number of subjects.

Higher Secondary students have to use library resources more often and a dedicated MANAGE PLUS 1 AND PLUS 2 GROUPS function assists the process.

The HOLIDAYS/EVENTS/ ACTIVITIES module sets up the Holidays / Events / Activities of the current academic year.

The STUDENT REMARK module grades students' academics and behavior as Good/ Bad.

The LEAVE TYPE module has the ability to create any number of leave types.

The allocation of teachers in relation to their class, division and subject is facilitated by the SUBJECT AND TEACHER ALLOCATIONMODULE.

The SUBJECT ALLOCATION module classifies subjects on the basis of Academic year/ class while allowing for further management on the basis of language or religious/moral instruction.

For viewing or editing an employee's profile, the EMPLOYEE PROFILE- VIEW/EDIT module can be used.

Holidays and event settings will be displayed by default in the calendar form whilst using the SCHOOLCALENDER setup.

LUDUS comes with an inbuilt mailing system. Emails can be sent to a single student / teacher or a group of users with the aid of the tabs marked: All students / All Teachers / All students in a Class and All students in a division. The EMAILALERT SYSTEM is a highly flexible mailing system with varied email dispatch capabilities.

Teachers will no longer be required to call parents to school. Teachers can post assessments/observations on a particular student using the TEACHER'S OBSERVATION module. LUDUS will automatically send an e-mail to the parent with these observations.

ASSIGNMENT UPLOAD will assist teachers upload class wise/ subject wise assignments in PDF while the SYLLABUS UPLOAD option facilitates the display of syllabi in PDF.



LUDUS
A COMPLETE SCHOOL SOLUTION

FINANCE

This module comes with a number of functions like VOUCHER CREATION, VOUCHER MODIFICATION, VOUCHER APPROVAL, VOUCHER PRINTING and VOUCHER DISPLAY in addition to the standard MASTER SETTINGS and FINANCIAL REPORTS.

The MASTER SETTINGS regulates the creation and control of accounts by means of features such as ACCOUNT GROUP, CHART OF ACCOUNTS and CONTROL ACCOUNTS.

It also includes additional features that assist maintenance of transactions (TRANSACTION TYPE) and master records are maintained for Customer / Suppliers and Staff (SUB LEDGER MASTER MAINTAINANCE).

FINANCE REPORTS include modules like chart of accounts, JV register, general ledger, trial balance, revenue and expenditure and trial balance.

This module has been integrated with the FEES module

The screenshot displays the LUDUS software interface for the Finance module. On the left is a navigation menu with options like 'View & Edit Profile', 'Change Password', 'Manage Users', and a list of modules including Admission, Students, Fees, Library, Master Settings, Reports, Finance, Examination, and Question Bank. The main area is titled 'Voucher Display - 900186' and includes a 'View' button. Below this, 'Voucher Details' are shown: Trans Type is 'Journal Voucher', Trans Date is '22-Sep-2015', Voucher No. is '900186', Reference No. is '4625', and Narration is 'Receipts'. The status is 'Not Approve'. A table below lists transactions with columns for Acct Code, Sub-ledger Code, Narration, Dr, Cr, and Amount. Two entries are visible: 'CBSE Examination Fees' and 'Bank Account', both with a credit of 30. At the bottom, 'Total Debit' is 30 and 'Credit' is 30.

Acct Code	Sub-ledger Code	Narration	Dr	Cr	Amount
CBSE Examination Fees		received from Sir Samson on a/c of std 10C CBSE fe		30	30
Bank Account		received from Sir Samson on a/c of std 10C CBSE fe		30	30

Total Debit 30 Credit 30

EXAMINATION



LUDUS examination system is built based on uniform system of assessment, standard guide lines prescribed by the CBSE. This module is highly creative, dynamic and efficient when it comes to doing its job.

The basic setting of this module include:

- **Manage Section** which deals with creating a new section.
- **Manage Section Details** helps in grouping the class under each section in an academic year.
- Assignments are grouped under a Term and each academic year consists of two or more Terms. To manage these, a tab marked **Term** has been made available.
- **Manage Assignment Category** is a simple and easy to use screen interface to manage the assignment categories. Ludus calculates the marks as per the weightage % fixed in the manage assignment category settings.

Ludus maintains multiple assignment categories with its weightage %. These assignment categories can be grouped for each term. Schools can conduct any no. of class assignments under each category. The grade is calculated as per the setting in **Manage Grade Details**. Ludus has a very flexible grade setting, can set the grade section wise, group wise for multiple grading scales can be configured.



LUDUS
A COMPLETE SCHOOL SOLUTION

Manage Assignment Category [Scholastic]

Section : Primary

Category	Description	Weightage(%)
* Term I Periodic T	First Term Periodic Test	10
* Half Yearly Exam	Half Yearly Examination	80
* Term I Class Tes	Term I Class Tests	0
* Term I Subject E	Term I Subject Enrichment Activity	5
* Term I Notebook	Term I Notebook	5
* Term II Class Te:	Term II Class Tests	0
* Term II Subject I	Term II Subject Enrichment Activity	5
* Term II Noteboo	Term II Notebook	5
* Term II Periodic	Second Term Periodic Test	10
* Final Examination	Final Examination	80

Manage Grading Details [Scholastic]

Section : Primary

* 2	81	90.994	A2	7
* 3	71	80.994	B1	6
* 4	61	70.994	B2	5
* 5	51	60.994	C1	4
* 6	41	50.994	C2	3
* 7	33	40.994	D	2
* 8	0	32.994	E	1

Save

Manage Grading Details [Co Curricular]

Section : Primary

Group : 2A

Srl.No	Low Range	High Range	Grade	Point
* 1	2.01	3	A	3
* 2	1.01	2	B	2
* 3	0	1	C	1

Any number of class assignments can be created in Ludus using the **Class Assignment Settings**.

Marks can be entered and later viewed by the **Mark entry** and **Recheck mark entry** options. Marks can be entered by the subject teacher for open assignments. On saving the marks, parents can view the marks obtained through the parent portal. On confirmation of mark entry by the subject teacher, no further editing is possible.

Ludus evaluates the student's grades for each subject and reports like subject consolidation, class consolidation, and progress reports can be generated automatically.

Ludus reports can be downloaded to Word/Excel/Pdf formats.

Parents can view and print the report cards through the parent portal, subject to report release by the admin.

General remarks on performance of the students can be entered by a teacher using the **Report Card Remarks** option.



LUDUS
A COMPLETE SCHOOL SOLUTION

PARENTS PORTAL



LUDUS provides an easy to use parent portal where parents can easily check out their ward's progress and be acquainted with the teachers and other staff. LUDUS keeps the parent informed about all events at school and holidays. The biggest beneficiaries of LUDUS are parents who otherwise typically find themselves cut off from school activities due to a perceived lack of communication.

Parents are exposed to myriad options such as viewing and editing their child's profile, changing passwords when required with CHANGE PASSWORD option, applying for leave using the LEAVE APPLICATION function and even applying for a transfer certificate with the TC APPLICATION option.

In case of early departure of child from school on a working day, the parent can update this information on the EARLY DEPARTURE tab. Likewise, late arrivals to school can be registered with the LATE ARRIVAL tab.

Parents can observe the time table, syllabus and date sheets on VIEW TIME TABLE, VIEW SYLLABUS and VIEW DATA SHEET respectively.

Parents are also able to search for a book in the school library and reserve it using SEARCH FOR LIBRARYBOOK AND RESERVE option that LUDUS facilitates. Cancellation of reservation is also possible using the CANCEL BOOK RESERVATION module.

The fee structure is visible on the site by just clicking FEE STRUCTURE and the detail of the fees paid by the parent is also available in the FEE PAID DETAILS. This removes the confusion and worry often associated with fee payments.

LUDUS make a student's records transparent to the parent so that a parent is well aware of the child's education and what he/she does. Parents can view remarks and observations made by the teacher using the REMARKS AND OBSERVAION module. The achievements of the students are made visible by clicking the ACHIEVEMENT RECORDS, and the student's attendance can be ensured and re-checked by the parent using the ATTENDANCE REPORTS option that LUDUS facilitates.

LUDUS also contains dash boards for VIEW AND SEND EMAIL MESSAGES, VIEW AND DOWNLOADASSIGNMENTS, LEAVE APPLIED AND APPROVED and other ALERTS.

The CIRCULARS option makes sure the parent receives circulars issued by the faculty.

The parent's portal enables school administrators and teachers to instantly share information with parents.

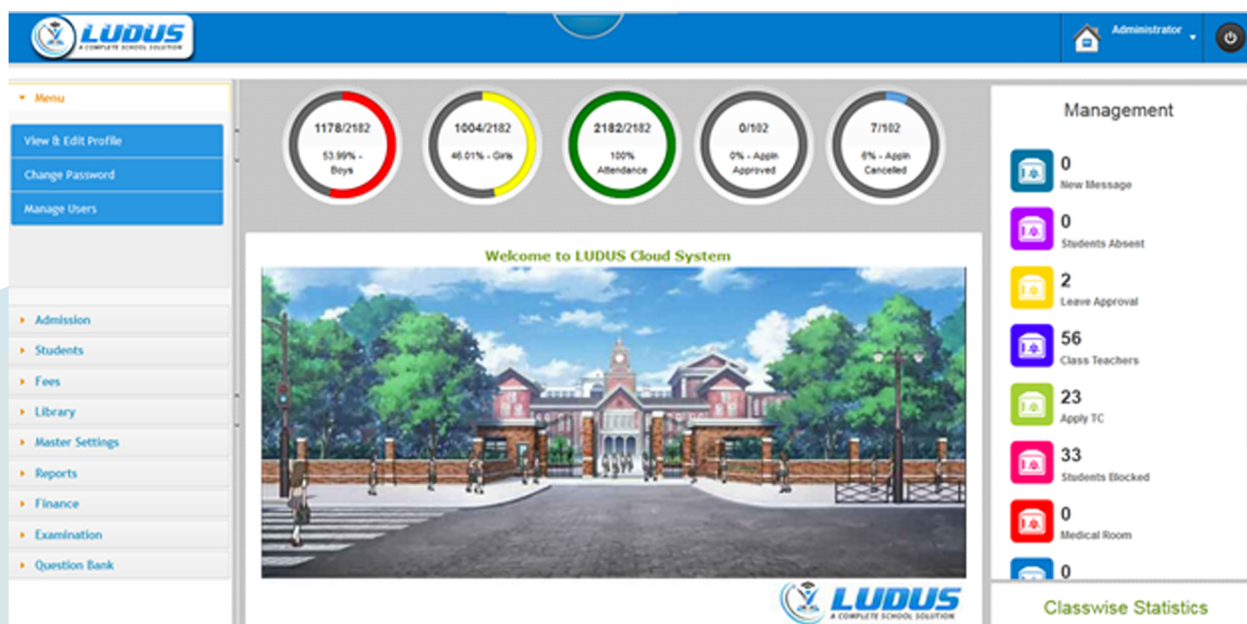
DASHBOARD

LUDUS dashboard enables you to take a mountain-top view of vital group or school data at a glance. From there you can find your way down into as much detail as you might require.

It is designed for school management, Teachers, Parents and Students to understand activities in their school or group, then to be able to analyze those activities as required without the necessity of opening LUDUS itself. These analytics presents school data in simple dashboard controls where information can be assessed. The users get the knowledge of all the recent updates of the institution in a glance.

Each group can view a statistical analysis of standard widgets allotted to that particular group. For example, the management can view the total number of students(gender wise), total number of absentees, admissions pipeline, number of students on their rolls, number of teachers both absent and present, incident tracking etc. Information can be viewed initially as a group and then further examined for the more intricate details at the individual level.

Students, in the dashboard provided to them, can view messages from their teachers, assignments provided, leave approved and alerts from the school management.

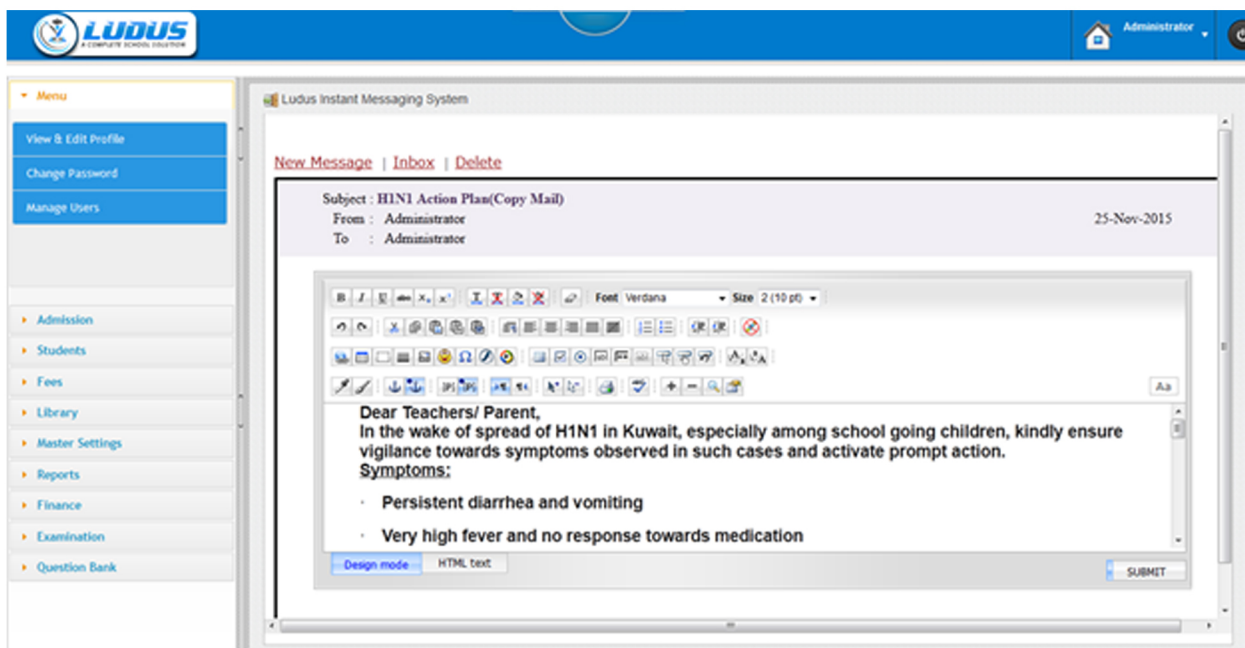


MESSAGING SYSTEM

This is one of the most attractive features of LUDUS. It is a flexible email messaging system that opens new avenues for communication among all involved in a school. Messages can be sent to any user, a selected group of users in addition to the entire school.

All levels of the institution are well connected in this integrative system.

By this, LUDUS makes sure that its users are always well informed and kept alert at all times and moreover, this leads to effective participation and a healthy exchange of ideas adding to the overall development of the institution.





LUDUS
A COMPLETE SCHOOL SOLUTION

QUESTION BANK



This is a dynamic and convenient feature of the LUDUS system. This module focuses on automatically generating question papers just a few minutes before the time of examination.

MANAGE QUESTION TYPES is a module focusing on managing the different types of questions like the number of fill in the blanks, long answers, short answers, etc. in the question paper.

MANAGE QUESTION DIFFICULTY aims to manage the instructive level of the questions- Average, difficult or easy.

MANAGE QUESTION PAPER CHAPTERS selects a chapter in a particular subject for a particular class.

MANAGE QUESTION PAPER TOPICS focuses on selecting a particular topic in a given subject.

QUESTION PAPER RECHECK allows the user to recheck the question paper generated by LUDUS and delete any questions if necessary.



LUDUS
A COMPLETE SCHOOL SOLUTION

The CREATE QNS & ANS module helps in creating the question paper. All you have to do is select the standard, subject, chapter and topic. Then, the type of questions with the difficulty level along with the marks allocated should also be selected. LUDUS will automatically generate a question paper.

Any image can be inserted in the question paper using the QNS PAPER IMAGE MANAGE module.

The QNS PAPER BLUE PRINT consists of the blueprint of all subjects of all the classes.

The screenshot displays the LUDUS QNS & ANS module interface. On the left is a sidebar menu with options: Menu, Admission, Students, Fees, Library, Master Settings, Reports, Finance, Examination, and Question Bank. The Question Bank section is expanded, showing sub-options: Question Paper Settings, Recheck Qns & Ans, Create Qns & Ans, Qns Paper Images Manage, and Qns Paper Blue Print. The main area is titled 'Type of Question' and 'Short Answer Questions'. Below this, 'Difficulty Level' is set to 'Average' and 'Marks Allocated' is '2'. A green button labeled 'Load Question & Answers' is visible. The 'Question' section contains a text editor with a toolbar (bold, italic, underline, text color, background color, link, unlink, list, indent, outdent, undo, redo, etc.) and a font dropdown set to 'Verdana' and size '2 (10 pt)'. The question text is 'What is the difference between a conductor and an insulator?'. Below the question is a 'Design mode' button and an 'HTML text' button. The 'Answer' section also has a similar text editor with the same toolbar and font settings. The answer text is: 'Substances which allow the electricity to flow through them are called conductors. Eg: copper,iron,gold. Substances which do not allow the current to pass through them are called insulator. Eg: glass, leather,pure water'. Below the answer is another 'Design mode' button and an 'HTML text' button.



LUDUS
A COMPLETE SCHOOL SOLUTION

TIME TABLE

Time table generation is a tedious job when done manually. LUDUS uses a third party solution to generate the time table. It allows time slots to be set up for various school periods. The subjects of a particular class can be directly allotted on a weekly calendar. All users of LUDUS have access to the TIME TABLE module.

This time table displays the subjects along with the staff allotted for that hour.

It helps to create clear and error-free timetables within minutes ensuring the best utilization and optimization of teachers and employees across the institution.

Printing of the time-table is possible.

Classes
VIII D

Teachers

Classrooms

VIII D Class teacher : REENA VII D

	1 8:00 - 8:30	2 8:30 - 9:00	3 9:00 - 9:30	4 9:30 - 10:00	Break 10:00 - 10:30	5 10:30 - 11:00	6 11:00 - 11:30	7 11:30 - 12:00	8 12:00 - 12:30
Su	Com.Sc	Eng	So.St	MS/ISL A		Arabic	ASSEMBLY	Math	Hin/ Frl/Ar
Mo	GK	Kss	Math	Ge Sc		Art/ W Ex/ Vis	Eng	So.St	So.St
Tu	Hin/ Frl/ Lib	Arabic	Eng	Math		MS/ISL A	Bio/ G sci	Ge Sc	So.St
We	Math	A&C	Arabic	So.St		Math	Eng	Ge Sc	Ge Sc
Th	Eng	Math	Arabic	Clubs		Ge Sc	So.St	I G / Yog	Hin/ Frl/Ar

Timetable generated : 2015



LUDUS
A COMPLETE SCHOOL SOLUTION

SAMPLE REPORTS

Indian English School				
PROGRESS REPORT - [2015 - 2016]				
1st Semester Examination				
Name : CELLESTINA STANISLAUS LUCAS			STUDENT ID : 12576	
Class : 11 - A				
SUBJECTS			SCORE	OUT OF
English			70.5	100
Maths			58	100
Theory			Practical	
Physics			38.5	29
Chemistry			47	29
Computer Science			62	30
TOTAL			364	500
GRADED SUBJECTS			GRADE	
General Studies			A1	
Moral Science			A1	
Physical Education / Yoga			B1	
Work Experience			A1	
Attendance (%) : 99.13				
Date : 05-Nov-2015				
Remarks : <i>Celestina is friendly and well mannered. She has the potential to perform better in academics.</i>				
Class Teacher V.Principal Principal				
A1 : 100 - 90 B2 : 69.99 - 60 D : 39.99 - 35				
A2 : 89.99 - 80 C1 : 59.99 - 50 E : 34.99 - 0				
B1 : 79.99 - 70 C2 : 49.99 - 40				

Indian English School									
Consolidated Mark List for [FA2] : 9 - A									
R.NO	S.NO	STUDENT NAME	English	French	Maths	Science	Social Science	Overall Total	
1	13965	Abraham Kurian	12	17	26	11	14	26	5
2	13415	Abir Rama	12	17	26	11	14	26	5
3	11329	Adnan Al-Haddad	12	16	28	7	9	16	4
4	11376	Amia D'sa	11	20	31	9	18	27	5
5	11386	Ashley D'souza	11	10	21	9	12	28	4
6	15900	Biju	10	14	24	9	17	25	5
7	11420	Bishara Huseefa	13	18	31	7	14	21	5
8	11496	Bridget Biju	14	18	32	11	17	28	5
9	11581	Clarise Sequeira	12	17	29	10	12	22	5
10	13766	Derrel D Souza	12	13	25	9	9	18	5
11	14363	Fahad Jeyar	10	12	22	9	17	4	4
12	11332	Frasier Fernandes	11	16	28	11	12	22	5
13	11383	George Varghese	10	12	22	9	15	24	4
14	14000	Grace Mami	12	13	25	12	7	18	5
15	13062	Gracious Edeli	13	16	29	10	12	21	5
16	13751	Haidar	0	0	0	0	0	0	0
17	14670	Ilyar	10	12	22	7	9	18	5
18	11708	Intita Desai	12	16	28	8	16	26	5
19	11417	Jaganath Chodanilar	12	19	31	11	14	26	5
20	11417	Jayne Ramon Palado	13	15	28	12	16	28	5
21	11287	John	9	17	26	9	11	28	5
22	15906	Kalavika Fernandes	12	16	28	14	19	33	5
23	11435	Kapila Khosla	8	14	22	7	8	16	4
24	11310	Leona Mendes	11	13	24	9	10	26	4
25	11409	Luciano Fernandes	12	19	31	9	10	19	4
26	12587	Maad Ponnamralla	12	17	29	9	9	18	5
27	11524	Maria Jiji	14	19	33	13	23	33	5
28	11380	Maria Celestina	10	9	18	8	10	21	4
29	11431	Mathew Leon Almeida	12	12	24	9	10	19	4
30	11268	Melissa Rodrigues	13	17	30	11	16	27	5
31	11501	Mohan Das	12	10	32	10	14	24	4
32	11325	Natalina Fernandes	12	19	31	14	17	31	5
33	14279	Naman Oshroo Melilla	6	13	19	8	7	15	4
34	11296	Reed D'souza	11	17	28	9	9	18	5
35	13064	Rohan Coutinho	12	16	28	12	15	27	5
36	11283	Saleem	9	10	19	9	18	4	4
37	11362	Sunny Mathew	10	17	27	16	19	26	5
38	11463	Tapan Khosla	11	17	28	11	17	29	4
39	14552	Uday Vemiseti	12	14	26	11	12	22	5
40	13170	Vijay Bhalu	8	15	23	10	12	24	4
41	13688	Abdullah	11	15	26	8	10	17	5

Indian English School		QTN-Code-68225734
Formative Assessment - 4		
Question Paper : Class - 7		
Subject : Science		
Time: 40min	Marks: 20	
SECTION : 1 (Read The Questions And Answer Correctly) 10*0.5 = 5 Marks		
1 Leaves Are Known As The _____		
2 The System Used To Move Important Substances From One Part Of The Body To Another Is Called _____		
3 Food Prepared In The Leaves Is Transported To Storage Organs Like _____ And _____		
4 In Multicellular Organisms Like Humans There Is A Special Transport System Called The _____		
5 Reduction Of _____ Blood Cells Cause Anaemia.		
6 The Normal Human Heartbeat Is About _____ Per Minute.		
7 The Rhythmic Throbbing Movement Due To Blood Flowing In The Arteries Is Called _____		
8 A _____ Image Is Always Inverted.		
9 The Mirror Used By A Dentist While Examining Patients Is _____		
10 Image Formed In Our Eye Is _____ And _____		

PERFORMANCE PROFILE - [2015 - 2016]				
Name : JOSE PERUKILATHE		Student ID : 11587		
Class : 8 - D		Date of Birth : 10-Oct-2005		
Mother's Name : LUDUS DEMO		Civil ID : 999999999		
Father's Name : LUDUS TEST		Mobile No : 666666666		
Address : FLAT NO - 1, BUILDING NO - 16, BLOCK - 36, SALMIYA, ESSA AL QATAMI STREET		E-mail : _____		
Health Status				
Height : 89 cm		Gender : Male		Vision L : 0
Weight : 28 kg		Blood Group : B+		Vision R : 0
Attendance (%) : 100.00				
Specimen Sign of Parents / Guardian _____				
Part - 1 Academic Performance : Scholastic Areas (9-Point Scale)				
Major Subject	Term 1	Term 2	Term 3	Total
	FA1	FA2	SA1	FA1+FA2+SA1
English	B1	B2	C2	C1
French	A2	B1	B1	B1
Maths	A2	A2	A2	A2
Science	A2	A2	B2	B1
Social Science	A2	B1	C2	C1
Graded Subject				
Arabic	C2	B2		C1
KSS			A1	A1
G K			B1	B1
Computers	A2	A1		A2
Art & Craft			A1	A1
Moral Science			A2	A2
Grade Details				
A1 : 100 - 90.01		A2 : 90 - 80.01		B1 : 80 - 70.01
B2 : 70 - 60.01		C1 : 60 - 50.01		C2 : 50 - 40.01
D : 40 - 32.01		E1 : 32 - 20.01		E2 : 20 - 0
Self Awareness				
My Goals :	To become an Engineer.			
My Strength :	Bilingual Mind.			
My Interest & Hobbies :	Interested in Football			
Responsibilities Discharged / Exceptional Achievements	Participated in Class Activities & Annual Day.			

Part - 2 Co-Scholastic Areas (to be assessed on a 5 point scale once in a session)		
2(A) Life Skills		
Skills	Descriptive Indicators	Grade
Creative Thinking	Outstanding ability to find creative & constructive solutions.	A
Critical Thinking	Excels in assessing statements and arguments.	A
Dealing with Stress	Excellent ability in dealing with stress situations.	A
Decision Making	Excels in taking decisions.	A
Effective Communication	Excellent in making use of speech, action and expression while communicating.	A
Empathy	Highly concerned about the problems in society.	A
Interpersonal Relationship	Excels in interacting effectively with peers and teachers.	A
Managing Emotions	Excellent ability in expressing his/her feelings in a healthy manner.	A
Problem Solving	Innovative in handling various problems effectively.	A
Self Awareness	Highly conscious of physical, social and emotional self.	A
2(B) Work Education		
Descriptive Indicators		
Work Education	Aptitude for creativity, excellent observation, Demonstrates originality, Shows willingness to experiment, adheres to time.	A
2(C) Visual and Performing Arts		
Descriptive Indicators		
Visual & Performing Arts	Creative, Original with good observation, Correlates with real life, Shows a high degree of imagination and innovation, Commendably appreciates Artists and their work and participates in aesthetic activities at various levels.	B
2(D) Attitude and Values		



LUDUS
A COMPLETE SCHOOL SOLUTION



المدرسة الأكاديمية الهندية الإنجليزية
Indian English Academy School
Affiliated to The Central Board of Secondary Education, Delhi (No. CBSE/Aff./5930012 - School Code : 72593)
(A Don Bosco Institution)

LUDUS – a Significant School Management Software



I consider myself privileged to have come across the **LUDUS** system. Our initial reservations on entrusting school records to a relatively new application system have disappeared because it has proven to be extremely efficient. We began utilising this system with the academic year 2014-2015 and are exceptionally pleased with its user friendly modules. In addition to making the work of the school far easier, it allows for a whole set of school specific modifications. These can be added seamlessly to the software which organises data under specific module functions and includes billing, fees, scheduling of meetings, notices, etc. **LUDUS** displays a wide range of innovative features from information about application status to notifications of student visits to the school clinic.

I must highlight two unique features of **LUDUS** that dignifies its position as a leader in school management and sets it apart from other software systems. **LUDUS** is capable of generating online question papers and selects these in the required format from a question bank. Furthermore, the protracted process of report card generation is shortened to the entry of marks, and the system collates student data in a printable format for single students as well as the whole class. This software truly fulfils the definition of the term – management and accessible from anywhere by 24x7.

I should also mention that the **LUDUS** team is prompt to respond to any queries and after sales support has been faultless. **LUDUS** is a system that has the innate ability to adapt to change and their backing has made any need-based modification easy. I wish the team the very best and am sure **LUDUS** will become an indispensable advantage in many more schools.

Fr. Lionel Braganza, sdb
Principal
INDIAN ENGLISH ACADEMY SCHOOL
BLOCK 212, PLOT 215,
AL DHAAK BIN QAYS STREET
AL SALMIYA, KUWAIT





LUDUS
A COMPLETE SCHOOL SOLUTION



Kuwait



India

KUWAIT OFFICE

Mohammed Al Saad & Salih Al Rashidi Trading Co,
No.3 M.Floor, Faize Commercila Center
Hammad Al Mubarak Street, Salmiyam, Kuwait



: +965 97210060

Email : info@thomsys.com

Website : www.thomsys.com

INDIA OFFICE

KOCHI

Fomatec Solutions Private Limited
Thapasya Building Infopark,
Kakkanad, Kochi - 682030



: +91 8606757526

Email : info@fomatech.com

Website : www.fomatech.com

BANGALORE

Fomatec Solutions Private Limited
40/4, Hutchins Road
Cooks Town
Bangalore 560 084



: +91 8217738360



: +91 9620596588

Email : shajithomas@fomatech.com

Website : www.fomatech.com